



curli VEST HARNESS & BELKA HARNESS – ONE SIZING SYSTEM



1




inch



lbs



Recommended
curli Leash Size

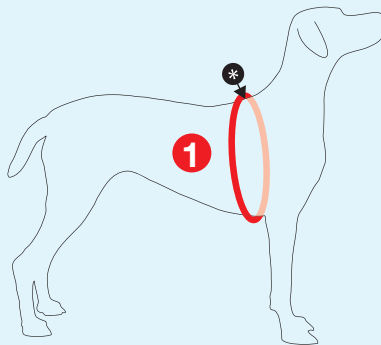
3XS	2XS	XS	S	M	L	XL	2XL	3XL	4XL
									
CHEST CIRCUMFERENCE, MEASURED AT THE WITHERS									
10.51 – 11.85	11.86 – 13.3	13.31 – 15.03	15.04 – 17.04	17.05 – 19.29	19.3 – 21.81	21.82 – 24.68	24.69 – 27.6	27.61 – 31.06	31.07 – 35.24
WEIGHT (Reference average dog weight)									
3.31 – 6.61	4.41 – 8.82	7.72 – 12.13	9.92 – 17.64	14.33 – 23.15	19.84 – 28.66	25.35 – 39.68	36.38 – 52.91	48.5 – 68.34	61.73 – 105.0+
Leash Size S ø 5/16 inch				Leash Size L ø 3/8 inch					

The **Harness specialist**
from Switzerland



HOW TO MEASURE YOUR DOGS CHEST CIRCUMFERENCE CORRECTLY

To determine the correct harness size for your dog, the chest circumference is the primary decisive measurement. When measuring the chest circumference, make sure to measure it from the withers (*) at the widest point of your dog's chest. curli harnesses are sized according to this measurement point.



Important:

Take measurements from the withers around the widest part of the chest!



curli Sizing Toolbox

Scan to get more information on how to find the right size for your dog.

mycurli.com/sizing





The **Harness specialist**
from Switzerland 



curli Basic Harness

Overhead Harness for small to medium sized dogs

XS	S	M	L	XL
				

CHEST CIRCUMFERENCE, MEASURED AT THE WITHERS

1	inch	11.02 – 13.38	13.39 – 15.74	15.75 – 18.11	18.12 – 21.25	21.26 – 24.40
----------	------	---------------	---------------	---------------	---------------	---------------

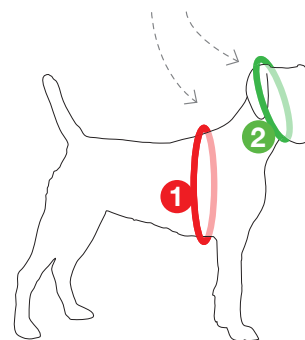
HEAD CIRCUMFERENCE, MEASURED OVER THE EARS

2	inch	max. 8.66	max. 10.62	max. 12.59	max. 14.96	max. 17.32
----------	------	-----------	------------	------------	------------	------------

WEIGHT (Reference average dog weight)

	lbs	4.40 – 8.81	6.61 – 11.03	13.22 – 19.84	17.63 – 28.66	26.45 – 39.68
---	-----	-------------	--------------	---------------	---------------	---------------

Make sure to measure your dogs chest and head circumference.





Classic Belka Harness – adjustable neck

Overhead Harness for medium to large sized dogs

S	M	L	XL
			

CHEST CIRCUMFERENCE, MEASURED AT THE WITHERS

1 inch	22.83 – 25.19	25.20 – 27.55	27.56 – 29.92	29.93 – 32.28
---------------	---------------	---------------	---------------	---------------

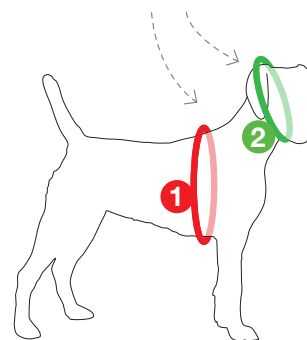
HEAD CIRCUMFERENCE, MEASURED OVER THE EARS

2 inch	max. 17.32	max. 18.89	max. 19.68	max. 21.25
---------------	------------	------------	------------	------------

WEIGHT (Reference average dog weight)

 lbs	33.06 – 55.11	44.09 – 66.13	55.11 – 77.16	66.13 – 99.02
---	---------------	---------------	---------------	---------------



Make sure to measure your dogs chest and head circumference.





Classic Magnetic Belka Harness – self closing

Overhead Harness for medium to large sized dogs

XS	S	M	L	XL
				

CHEST CIRCUMFERENCE, MEASURED AT THE WITHERS

1	inch	22.83 – 24.40	24.41 – 25.98	25.99 – 27.55	27.56 – 29.92	29.93 – 32.28
---	------	---------------	---------------	---------------	---------------	---------------

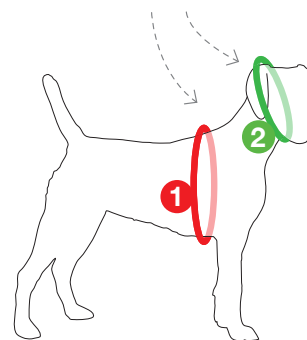
HEAD CIRCUMFERENCE, MEASURED OVER THE EARS

2	inch	max. 16.53	max. 17.32	max. 18.89	max. 19.68	max. 20.47
---	------	------------	------------	------------	------------	------------

WEIGHT (Reference average dog weight)

 lbs	33.06 – 44.09	39.68 – 55.11	44.09 – 66.13	55.11 – 77.16	66.13 – 99.02
---	---------------	---------------	---------------	---------------	---------------

Make sure to measure your dogs chest and head circumference.





DID YOU KNOW?

Every curli Harness
is equipped with
an integrated dog tag!

The curli Dogfinder helps to get united with
your dog in case it gets lost.

Simply register your curli Harness with the
unique Dogfinder ID you find on your curli:

dogfinder.mycurli.com

Lifetime
FREE
service



The **Harness specialist**
from Switzerland